

Screening 8000 patients annually

The **CURE Foundation Breast Health Centre**, located in the **Queen Elizabeth Health Centre** is one of 15 accredited breast cancer detection centers in Montreal and screens an average of 8000 patients annually. Its dedicated ultrasound machine was funded in part by a gift from **CURE**.



RadOncBra

The **Rad.Onc.Bra** is a revolutionary medical accessory developed by two radio-oncology technologists, and a medical garment specialist who wanted to do something to relieve the immense suffering experienced by larger-breasted women undergoing radiation treatment for breast cancer.



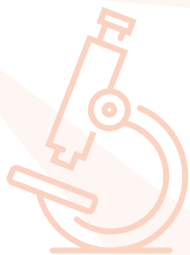
Helping breast cancer patients access wigs through Fondation Virage

Did you know that for many breast cancer patients, hair loss is one of the hardest parts of going through treatment? That's why **CURE** has teamed up with **Fondation Virage** to provide free wigs to breast cancer patients at the CHUM.



*CURE

Dollars at Work MONTREAL



Our Research Investments

Dr. Mark Basik, Attending Surgical Oncologist at the **Jewish General Hospital**, as well as Assistant Professor at the **Department of Oncology of McGill University**, studies drug resistant breast cancer cells.



Dr. Mark Basik



Dr. Morag Park

Dr. Morag Park, Director of **McGill University's Goodman Cancer Research Centre**, as well as the **Diane and Sal Guerrero Chair in Cancer Genetics**, funded through the **CURE Foundation**.

Over the last 30 years, **Dr. Park** has honed her research interests in the molecular mechanisms of cancer, highlighting the importance of the tumour microenvironment in cancer progression. More recently, she has begun to explore how multiple genetic alterations and epigenetic events synergize to promote tumorigenesis and progression in human breast cancer.



Improving Treatment Technology at Charles-LeMoyne Hospital

Charles-LeMoyne Hospital is proud to have been a pioneer in the Monteregion region to offer MRI tests for breast cancer since 2008. CURE's investment in breast biopsy accessories compatible with their MRI machine has meant that patients in the Monteregion area have access to the highest standard of breast cancer screening and treatment.



Dragon

CURE supports dragon boat teams of breast cancer survivors across Canada, including **Rose des Vents** in Sherbrooke and **Vise a Vie** in Quebec City.



*CURE

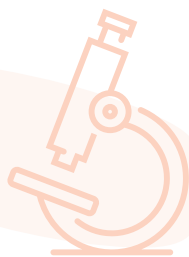
Dollars at Work
QUÉBEC



Fondation
Honoré-Mercier

Improving Screening Technology at Honore Mercier Hospital

The **Honore Mercier Hospital** is a centre affiliated with the **University of Sherbrooke** and provides breast cancer screening services to over 2500 women annually. In order to ensure they are equipped with state-of-the-art equipment for detecting and treating breast cancer, CURE invested in the purchase of 3 crucial tools: a stereotaxic table, a Mammotome device and a high-resolution mammography unit



Our Investments in Research

Dr. Amélie Fradet-Turcotte, Centre de recherche du CHU de Québec – Université Laval, in partnership with **Cancer Research Society**

Dr. Fradet-Turcotte and her team are studying the cell mutations found in patients with hereditary breast cancer. Their goal is to better understand the ability of cancer cells to resist certain treatments and therefore enable the design of better treatment strategies that use the patient's genome information to provide personalized therapies.





Dr. Mark Clemons

Improving Access to Clinical Trials at the Ottawa Hospital

Dr. Mark Clemons at the **Ottawa Hospital** and his team have developed **REaCT**, a unique approach to clinical trials that puts the patient at the centre of the research, while improving clinical care. Their goal is to create a national **REaCT network**, with 5 partner hospitals already at work in Kingston, London, Kitchener, Newmarket and Edmonton.

Improving Treatment at North Bay Regional Health Centre

To ensure their hospital is equipped with the latest technology to care for patients with breast cancer, **CURE** invested in the Centre's campaign to purchase two Lymphatic Mapping probes. With a high prevalence of cancer in their region, this state-of-the-art piece of medical equipment will help increase the effectiveness of surgery and decrease recovery time.



*CURE

Dollars at Work ONTARIO



Raising Breast Health Awareness for Women of African Ancestry with the Olive Branch of Hope – Toronto, Ontario

Breast cancer death rates continue to rise in women of African ancestry and have been linked to the prevalence of the aggressive triple negative breast cancer subtype in this group as compared to women of other ethnicities. To help address this disparity, **CURE** supported the **Olive Branch of Hope's** educational campaign for this target population.





Dr. Kathryn Isaac

Supporting Breast Reconstruction at UBC/VGH

CURE Foundation is a proud supporter of the **Dr. Patricia Clugston Chair**, in Breast Reconstruction Surgery at the **University of British Columbia**, held by **Dr. Kathryn Isaac**. The mission of the Chair is to increase access to breast reconstruction surgery, address health care navigation issues, improve the clinical experience through surgical innovation and ensure consistency of care across the province.

Supporting Survivors through Sport

CURE supports dragon boat teams of breast cancer survivors across Canada, including Winnipeg's Chemo Savvy




*CURE

Dollars at Work WESTERN CANADA

Providing financial assistance to breast cancer patients in Calgary through Wings of Hope

Wings of Hope is a non-profit volunteer-based organization raising funds for Calgary women living with breast cancer. They provide financial assistance to patients in need who are undergoing cancer treatment at the **Tom Baker Cancer Centre**. Our National Denim Day donors make it possible to provide financial support to these breast cancer patients in need. "Without you, we cannot make a difference in our community, we truly appreciate your support."



Keeping a Close Watch on Lymphedema at the Jim Pattison Outpatient Care and Surgery Centre in Surrey, BC

CURE purchased 2 perimometer machines, the gold standard in early detection of lymphedema.

While most people who have gone through breast cancer treatment can hope to move on and leave the disease in their past, about 25% of patients are left with a life-altering condition called lymphedema. The result of blocked or damaged lymph nodes surrounding the breast, chest and arms, this condition leaves patients with swollen arms, chest, etc. When detected early, lymphedema's symptoms can be managed.



Investing in the Breast Specimen Imaging Unit at the Central Newfoundland Regional Health Centre

Waiting for a diagnosis can be a stressful experience for a patient undergoing treatment for breast cancer. That is why **CURE** invested in a Breast Specimen Imaging Unit for the patients served by the **Central Newfoundland Regional Health Centre**. This specialized piece of equipment was identified as a priority by the **South and Central Health Foundation** because of its capacity to provide quick imaging on breast tissue specimens, a technology that was otherwise unavailable to the patients at this Centre.



*CURE

Dollars at Work
EAST



Investing in state-of-the-art screening equipment for St. Joseph's Hospital in New Brunswick

Since early detection is vital to increasing a woman's chance of surviving breast cancer, hospital centres need to be equipped with the latest in screening technology. That is why **CURE** has contributed to **St. Joseph's Breast Health Centre** 3D Mammography Campaign. Providing approximately 11,000 mammograms per year, it is essential that the Centre be equipped with 3D Tomosynthesis, which detects small cancers at an earlier stage and will have an important impact on the quality of care for these patients.

